

A classroom scene where a female teacher in a blue shirt and grey pants stands at the front, holding a large paper with a diagram. She is wearing a white face mask. Behind her is a green chalkboard with a projector screen displaying a landscape image. The chalkboard has Japanese text: "みんなの国を ちり紙にしよう!" at the top, and "①大きく! ②太く! ③しぼむように!" on the left. To the right of the chalkboard, there are colorful sticky notes and a small globe. Several students are seated at wooden desks, some wearing face masks. One student in a blue shirt is raising their hand. The room has a wooden floor and various educational materials on the walls and shelves.

つながれマイワールド


みんなの言葉

うみをイメージ
して作りまし
た。🌊🐟






トンボが楽しく
遊べるように
作りました






いろいろな色をつかってきれいに作
りました。





色だけでなく、
形の揃いにも気
をつけました。





のりで貼るのを頑
張りました



学習発表会の
ために頑張っ
て作りました



ご視聴ありがとうございました。

